

CENTENNIAL MIDDLE SCHOOL COMMUNITY COUNCIL MEETING FEBRUARY 28, 2017

THE CENTENNIAL MIDDLE SCHOOL COMMUNITY COUNCIL MET ON TUESDAY
FEBRUARY 28, 2017 IN THE ADMINISTRATIVE CONFERENCE ROOM.

THE FOLLOWING PEOPLE WERE IN ATTENDANCE AT THE MEETING:

Gaye Gibbs – Principal

Riley Hanni – CMS Teacher

Matthew Rittmanic – Council Parent

Marci LeMonnier - Parent

Lisa Boyce – Council Parent

Dan Snow - Parent

Halley Kartchner – CMS Teacher

Todd McKee – Exe. Dir. Of Second.Ed.Provo

Linda Freeze-Ad.Sec.(taking minutes)

Provo School District

MINUTES OF FEBRUARY 29, 2017 MEETING:

Classroom Technology Platform:

A discussion was led by Dan Snow (BYU Professor of Business). He was asked to come and give his advice of the different technology platforms that possibly CMS teachers could all start using. Dan presented a lot of good information. He went over several handouts concerning logic and recommendations for Learning Management Systems. (These are included in these minutes.)

Riley Hanni suggested that if CMS decides to have all teachers use Canvas-

1. Training should be help during contracted hours
2. There must be continued support on how to use Canvas

Lisa Boyce also commented that whatever platform that is chosen, a parents night to train them, would be very helpful. We should find out what the teacher's needs are when deciding what platform to use.

Halley Kartchner currently uses Google Classroom. Some of her students know a little about Canvas-but say it is a little confusing to them.

It was agreed by everyone that Gaye will form a Technology Committee to:

- Prioritize teacher's needs
- Talk to teachers, students, parents about concerns
- Come up with one system for all CMS teachers to use

Gaye asked Marci LeMonnier, Lisa Boyce to be on committee-they agreed. Dan Snow was asked & will check his time schedule to see if he can, but will recommend someone else if he cannot.

Dan concluded by going over a flyer "Logic and Recommendations for Learning Management System at CMS" (also included in these minutes.) It included considering cost, having only one system for all, and having more teachers on the committee than parents.

Robbie Chaney-BYU Professor Of Public Health presented information SRTS

(Safe Routes To School):

Robbie handed out flyers that gave information about their goal and plans to implement them. Their goal is to improve the safety of students walking and parents driving to school.

Suggestions were given to:

- Contact Gary Wilson at Provo School District. He is over Student Services and has the contacts with Provo City. They may be able to help.
- BYU Students will be surveying how traffic and students enter and leave CMS roadways to determine how things could be improved for safety.
- BYU students should make sure they can be identified as they are doing the surveying. (Wearing bright colored vests, etc.)
- It was suggested that the BYU students gather all their data and then present it to parents for their support.
- Council said they suggest asking a couple of PTA parents to help with this.

Choose topics for future informative parent nights:

From the discussion of items/topics from last meeting, these two were chosen for possible parent nights for next school year:

1. Whichever Learning Management System is chosen, have a parents night to present it and train parents on how to use it.
2. Internet Safety Fair

(It was suggested to have translators in Spanish and any other language that is needed.)

Time ran out, therefore discussion on the book Mindset will be postponed until the next meeting.

**NEXT MEETING WILL BE HELD MONDAY MARCH 20, 2017 12 NOON
CMSCONFERENCE ROOM**

Logic and Recommendations for Learning Management System (LMS) at CMS

- Costs of having multiple LMS:
 - No APPARENT extra work for teachers, but lose out on teacher collaboration benefits from all using same system (common platform)
 - Common announcement system
 - Meetings
 - Common materials
 - MUCH extra work for students and parents (time loss)
 - Increased likelihood of things slipping through cracks with students and parents (dropped balls)
 - Miss out on possible benefits of having common platform to connect with students and parents (critical mass for learning)

- Recommendations
 - Need one system
 - Form committee to recommend one LMS to principal
 - Avoids appearance of favoritism/corruption
 - Committee formed of 5, including teachers, staff, parents(?)
 - Ask stakeholder views on systems they have used
 - Interviews teachers for what *features* they like
 - (doesn't ask them to vote for the their favorite LMS)
 - Committee recommends and Principal adopts one new system. Adopt over the summer for Fall 2017 implementation.

[example] Canvas Transition at Northwestern

[Navigation](#) [Home](#) [Timeline](#) [For Instructors](#) [Workshops](#) [For Students](#) [Blog](#) [Log In](#) [Content](#)

Frequently Asked Questions

Why is the University transitioning to Canvas?

- [How was the decision to move to a new learning management system made?](#)
- [What are the benefits of Canvas?](#)
- [What other universities are switching to Canvas?](#)

What does the transition to Canvas involve?

- [What is involved in the transition to Canvas?](#)
- [How long is the transition?](#)
- [Who is coordinating the transition?](#)

When do I transition?

- [Do I have a choice?](#)
- [When are Blackboard course sites available in Canvas?](#)
- [When do instructors move to Canvas?](#)
- [Where do students find their courses during the transition?](#)

How do I transition my courses into Canvas?

- [How do I get help moving my course content into Canvas?](#)
- [How do I move my course content into Canvas?](#)

How do I learn Canvas?

- [How do I get help learning Canvas?](#)
- [How long does it take to learn Canvas?](#)
- [What training sessions are currently scheduled?](#)
- [What types of training are available during the transition year?](#)

How do I get support?

- [Who do I contact for support?](#)
- [What other support resources are available?](#)

How do I get more information about the transition?

- [How do I stay informed about the transition?](#)
 - [Who do I contact if I have more questions about the transition?](#)
-

Why is the University transitioning to Canvas?

How was the decision to move to a new learning management system (LMS) made?

The decision to transition to Canvas as Northwestern's new educational platform was based on an 18 month LMS Initiative involving faculty, students, and staff from across the University. This evaluation was completed under the direction of the LMS Review Group, chaired by Greg Light, Director of Searle Center for Advancing Learning & Teaching, with the approval of the IT Governance Educational Technologies Advisory Committee, chaired by Ron Braeutigam, Associate Provost, Office of the Provost. More Information about the LMS evaluation process.

What are the benefits of Canvas?

Canvas has an intuitive interface that supports a deep focus on teaching and learning. Its robust features help to enhance teaching and learning beyond the physical classroom. Canvas is:

- intuitive - it has a clean interface for desktops, laptops, tablets, and smart phones
- flexible - allows customization to support a range of pedagogical styles and formats
- dynamic and cloud-based - with continual improvements to features
- engaging - instructors can easily connect with students through rich video, audio, text chatting, and discussion board options
- reliable - excellent track record, with 24/7/365 support
- efficient - faster and easier grading with SpeedGrader

Visit Canvas Features for more information on what Canvas has to offer.

What other universities are switching Canvas?

Other adopters of Canvas include the University of California, Berkeley, Brown University, University of Pennsylvania, and the University of Washington system.

What does the transition to Canvas involve?

What is involved in the transition to Canvas?

Transitioning to Canvas is an opportunity for instructors to review, rethink, and redesign their courses using a next generation educational platform that supports pedagogical and technological innovation.

Everyone currently using the University's Blackboard Course Management System will need to move any content they wish to use in the future off of Blackboard **by August 2015**.

Blackboard will not be available for active courses after spring quarter, 2015. Academic and academic-related courses can also be moved into Canvas. NUIT will evaluate requests to move non-academic custom sites for faculty, student, and staff collaboration on a case-by-case basis. Instructors not currently using Blackboard may opt to start using Canvas at any time.

Training is available to assist instructors, TAs, and staff with migrating and redesigning their course and community sites.

Ongoing support is available to all Canvas users for assistance with general inquiries and troubleshooting.

4

How long is the transition?

The Canvas Transition started in fall 2014 and will officially end on August 31, 2015, when the Blackboard Course Management System will be retired. No new course sites will be provisioned in Blackboard for summer 2015.

Who is coordinating the transition?

To coordinate the Canvas Transition, NUIT is working with the Canvas Transition Committee (CTC) and the Canvas Distributed University Instructional Technology Support (CANDUITS) network. These two groups are comprised of representatives from schools and units from across the University.

The Canvas Transition Committee is a group comprised of faculty and staff representatives from across the University that is guiding specific investigations of Northwestern's archiving, anti-plagiarism, branding, and other Canvas Transition related needs.

CANDUITS is a new and ongoing group focused on coordinating educational technology and instructional design support at Northwestern. Its primary objective for the upcoming year is to facilitate the University's transition to Canvas.

When do I transition?

Do I have a choice?

The Blackboard Course Management System will be retired on August 31, 2015, with no active course sites available during the 2015 summer quarter.

Anyone who is currently using the Blackboard Course Management System and wishes to continue using a University-supported learning management system to host their course site will need to move to Canvas prior to summer 2015. After spring quarter 2015, active courses sites will only be available in Canvas.

When are Blackboard courses available in Canvas?

All individual academic course sites set up in SES/Caesar that are available to instructors in Blackboard are also be available in Canvas. Additionally, courses cross-listed in SES/Caesar are available in Canvas.

By April 2015, transition support will be extended to non-SES academic and academic-related courses (for example, classes in Feinberg that do not currently appear in Blackboard).

For spring 2015, in addition to all SES and non-SES academic courses, transition support will be extended to approved community-based custom course sites (for example, student groups, University centers, etc.). NUIT will evaluate requests for custom courses on a case by case basis.

Through summer 2015, instructors and staff can request sandbox course sites in Canvas to save material from Blackboard or develop content for courses in an upcoming quarter. Instructors and staff can easily copy content from their prep site into an official course site once it is active in Canvas.

When do instructors move to Canvas?

All instructors are strongly encouraged to transition to Canvas by the start of spring 2015.

5

NUIT has been coordinating with each school to provide training based on their individual plan, but instructors also have a variety of [training opportunities](#), [self-directed training options](#), and [24/7 Canvas support](#) available.

Where do students find their courses during the transition?

During the Canvas Transition, Registrar courses will be available in both Blackboard and Canvas. Depending on the school and instructor, a course may be taught using Canvas or Blackboard. Instructors may also choose not to use a University-supported learning management system. Students should contact the course instructor to confirm how the course will be taught.

How do I transition my courses into Canvas?

How do I get help moving my course content into Canvas?

Throughout the transition, instructors and course support staff will have many opportunities to get help moving their course content. Scheduling for school-based workshops will be provided according to each school's transition plan. Additionally, NUIT offers ongoing training options through the [Canvas Learning Center](#).

How do I move my course content into Canvas?

Recommendations on how to [move course content from Blackboard to Canvas](#) are available in the [Canvas Learning Center](#).

How do I learn Canvas?

How do I get help learning to use Canvas?

The [Canvas Learning Center](#) includes training and transition resources for instructors, TAs, and staff who need to learn Canvas. General information is also available for [instructors](#).

In the surveys of pilot participants, faculty reported learning Canvas (for developing and using a course site) in two hours and students reported learning Canvas (for using a course site) in thirty minutes.

How long does it take to learn Canvas?

In previous surveys, faculty reported learning Canvas (for developing and using a course site) in two hours and students reported learning Canvas (for using a course site) in 30 minutes

What training sessions are currently scheduled?

Use the [Workshop Sign up](#) form to find information on what training opportunities are currently available.

What types of training are available during the transition year?

During the transition year, NUIT will offer a variety of [variety of training opportunities](#):

- In person group trainings organized by school
- In person group trainings

- In person and virtual consultations
- Computer lab drop in hours
- An Instructor Overview online training course

How do I get support?

Who do I contact for support?

A 24/7/365 Canvas Support service is available for students, faculty, and staff needing help with Canvas. Contact Canvas Support by phone, email, or chat. All Canvas-related requests can be directed to Canvas Support. Canvas Support will route issues to NUIT as needed or by request.

Northwestern's IT Support Center will continue to provide primary support for NetID-related issues that may affect issues logging into Canvas. Contact the IT Support Center by phone, email, or chat.

What other support resources are available?

Additional support resources include:

- Canvas Guides: Canvas has a wide selection of support guides.
- Canvas Community Forum: Canvas hosts a number of Community Forums for reviewing answers to previously asked questions, posting new questions, and voting up enhancement requests.
- lynda.com at Northwestern: As part of a University subscription, the Northwestern community has access to Lynda.com's Canvas resources. To create a lynda.com profile and learn more about the service, go to lynda.com at Northwestern.

How do I get more information about the transition?

How do I stay informed about the transition?

There are several options for staying informed about the Canvas Transition:

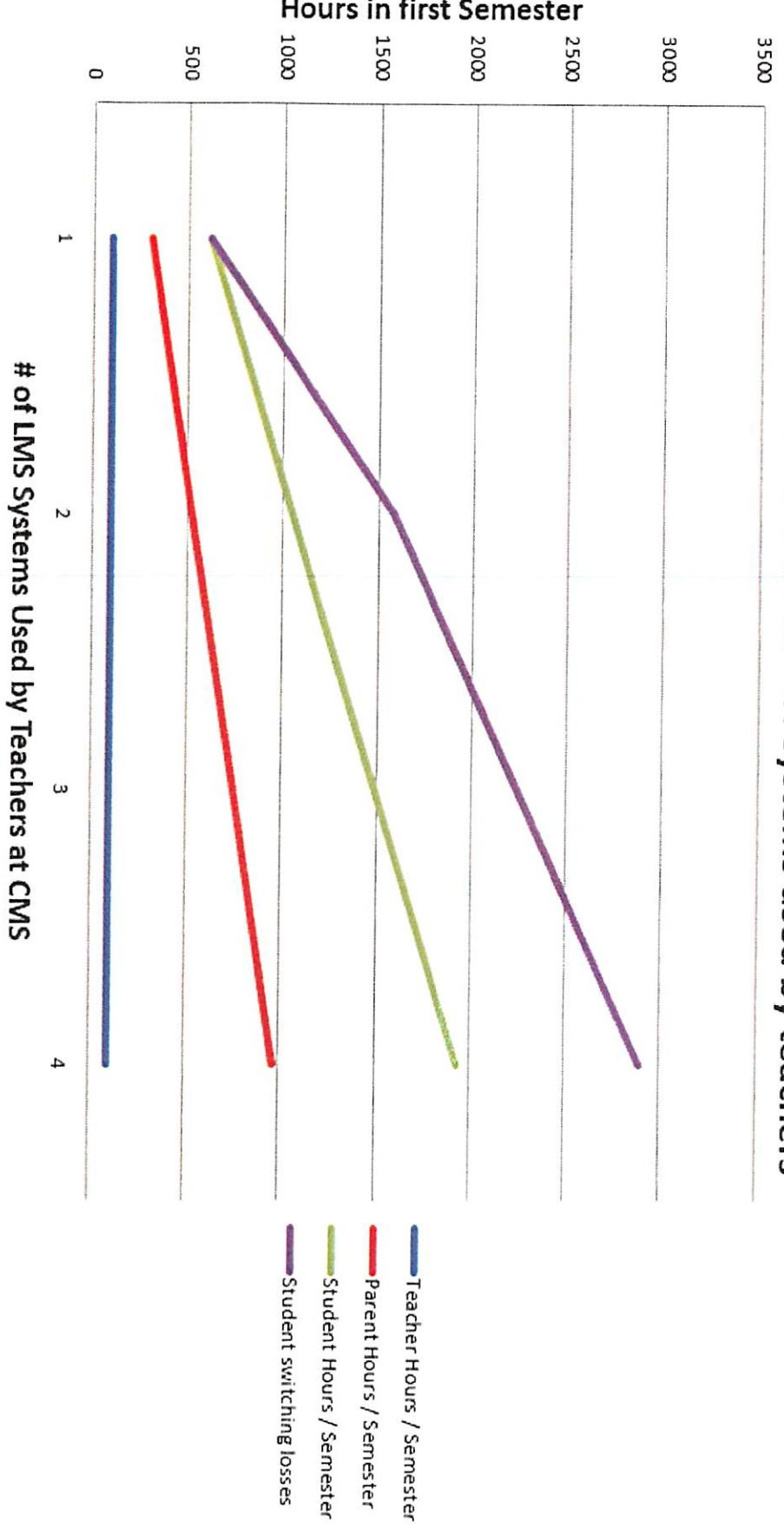
- Bookmark the Canvas Transition site for regular updates on timeline, news, events, and other information during the transition.
- Visit the LMS Blog to read posts for and by instructors.
- Subscribe to Northwestern's Canvas Minute Newsletter.

Who do I contact if I have more questions about the transition?

For general questions about the Canvas Transition, please email canvas@northwestern.edu.



Community Hours Spent on Learning Management System per semester as function of # of systems used by teachers



By Robbie Chaney
BYU Prof. of Public Health

Centennial Middle School

Safe Route To School, Group Physical Presence

pages 1-3

Outline:

Goal

Gain support from parents to help promote funding for a crosswalk and crossing sign at 2320 North.

Plan

Advocating for Safe Route to School program by attending different nights/activities (see potential dates below) at the school to give parents access to sign a "support form" for money from the city to put a crosswalk and sign in to protect their children with safe routes to school. Give parents access to sign the support form on change.org during these times. Also hand out a small flier to help give ways to get involved.

Potential Dates:

- March 8th: 6th Grade Parent night
- March 9th: Grand Concert
- April 13th: PTA meeting

Information:

- Change.org available and ready to sign for parents support to advocate for "Safe Route To School"
- Contact information for city council, PTA president, community councils to make this project feasible for children to travel to school safely
- Hand-out with information on how to get involved on the above three potential dates for the purpose of awareness and support

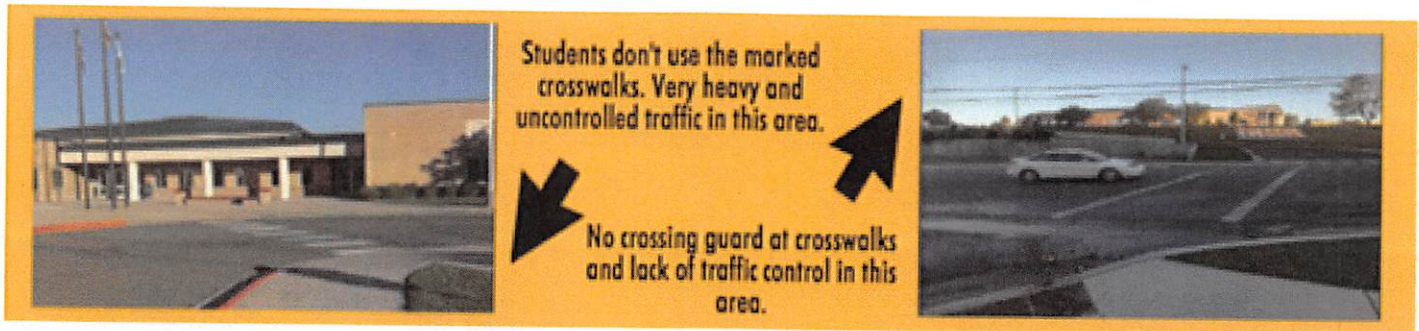
**SAFE ROUTES TO SCHOOL:
CROSSWALK AT 2320 NORTH**

HOW CAN I GET INVOLVED??

- SIGN CHANGE.ORG PETITION
- DISCUSS ISSUE WITH NEIGHBORS
- POST ON A PICTURE OR MESSAGE INCLUDING THE HASHTAG #SRTS, #SAFEROUTES ON INSTAGRAM OR TWITTER
- WRITE A PERSONAL EMAIL OR POST TO REPRESENTATIVE
- ATTEND MEETING FOR, OR CONTACT CITY COUNCIL

CITY COUNCILMAN GARY WINTERTON 801-436-7792	LOCAL SOCIAL MEDIA FACEBOOK AND TWITTER: @PROVOCOUNCIL #SRTS #SAFEROUTES	MEETINGS RCHANNEY@BYU.EDU
------------------------------------------------------------------	-------------------------------------------------------------------------------------------------	-----------------------------------------

Safe Routes to School



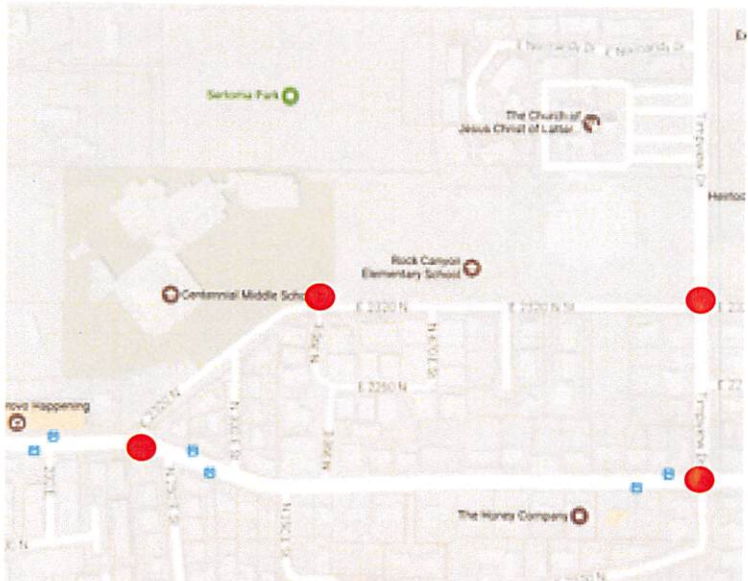
CURRENT ISSUES	NEW FINDINGS	POSSIBLE SOLUTIONS
High vehicle speed on the curve of 2320 N in front of Centennial Middle School.	No helmets	Educate students on bicycle safety/ wearing a helmet
Lack of crosswalk on 2320 N.	No crossing guards	Get parents involved
Lack of school zone sign with flashing lights.	Speeding high school students	Hire a crossing guard/get the PTA involved in controlling traffic
Parking lot confusion.	Lack of traffic control	Raise awareness at Timpview High School
	Not enough police patrol	Educate students on dangers of jaywalking

What we plan to do:

- Take video footage and photos of children walking to and from school at the locations on the map below
- Count number of students crossing major streets 15 minutes before and after school
- Count number of crossing guards at the four intersection below

Intersections of Interest:

- 2320 North 300 East
- Timpview Drive 2320 North
- 2230 North 2330 North
- Timpview Dr. 2200 North



Safe Routes to School: Social Media ³

“There isn't a sidewalk on 2320 N and kids dart in front of the bus and cars to cross all the time. The corners are very blind and sharp and it's hard to see going around those. The parking lots are hectic.”

-Centennial Bus Driver

Weekly Emails

- Provide content for how-to tips of advocacy
- Present data that illustrates the lack of safe routes to school
- Encourage parents to engage on Facebook discussions about advocacy

Facebook

- Provide content for weekly posts on how-to advocate
- Encourage parent engagement by asking questions
- Post about evidence of the problem

Instagram

- Create an Instagram challenge among students using the hashtag #saferoutes2centennial
- Encourage students to walk/bike to school
- Post about student safety tips while walking/biking to school

